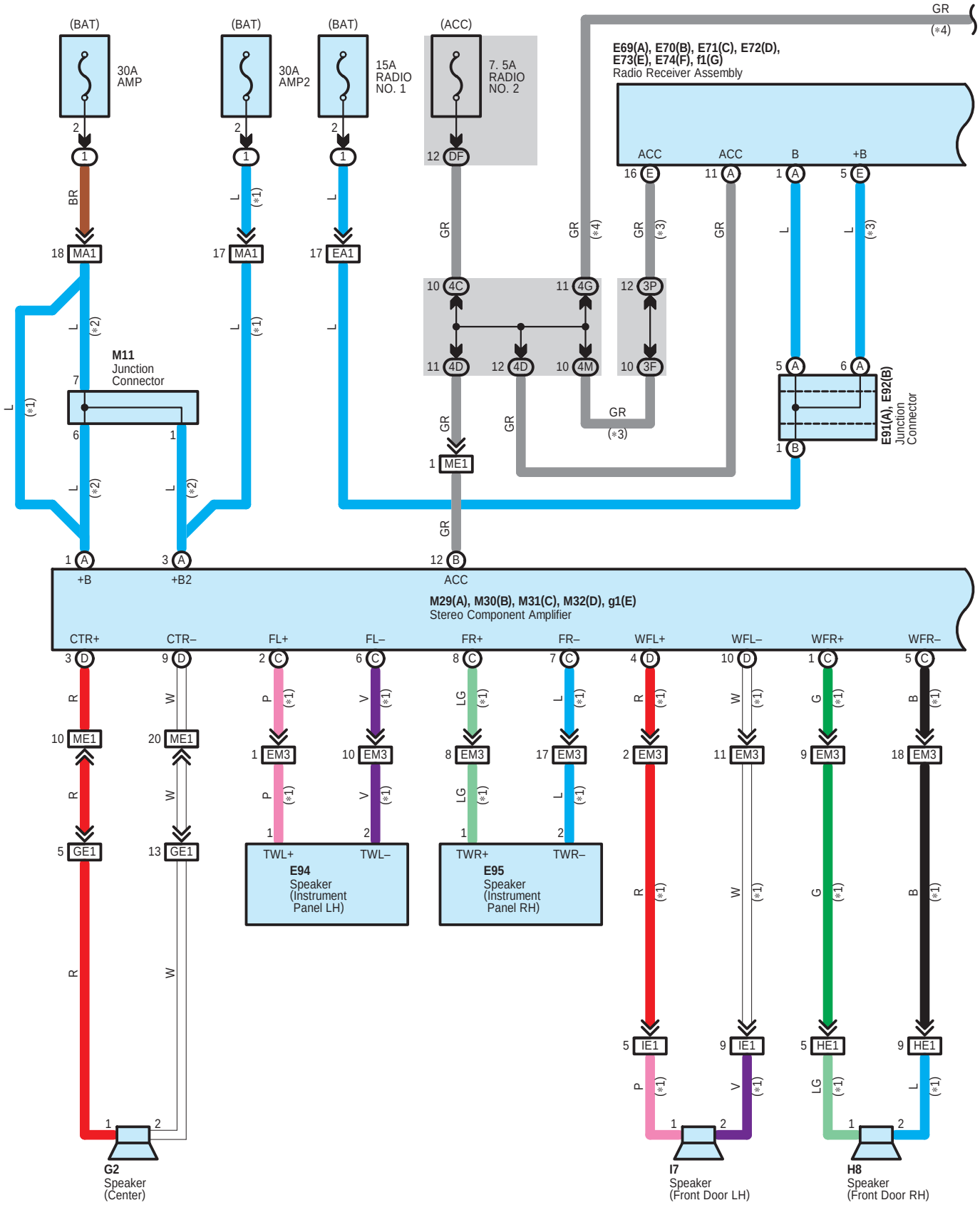
(BAT)
30A
AMP
(BAT)
30A
AMP2
(BAT)
15A
RADIO
NO. 1
(ACC)
7. 5A
RADIO
NO. 2
GR
(*4)
E69(A), E70(B), E71(C), E72(D),
E73(E), E74(F), f1(G)
Radio Receiver Assembly
ACC
ACC
B
+B
M11
Junction
Connector
E91(A), E92(B)
Junction
Connector
+B
+B2
ACC
M29(A), M30(B), M31(C), M32(D), g1(E)
Stereo Component Amplifier
CTR+
CTR–
FL+
FL–
FR+
FR–
WFL+
WFL–
WFR+
WFR–
TWL+
TWL–
E94
Speaker
(Instrument
Panel LH)
TWR+
TWR–
E95
Speaker
(Instrument
Panel RH)
G2
Speaker
(Center)
I7
Speaker
(Front Door LH)
H8
Speaker
(Front Door RH)

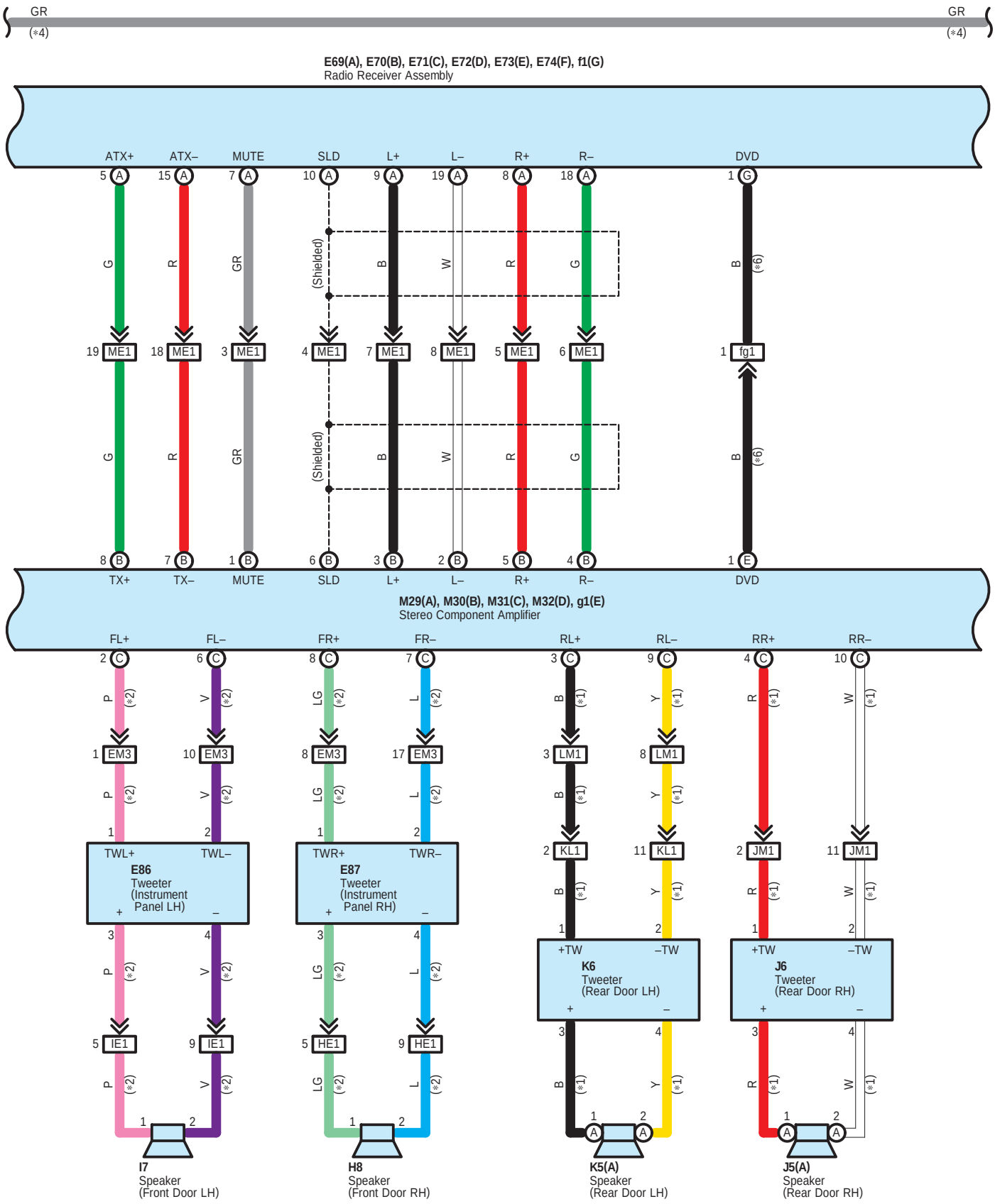

* 1 : 14 Speaker
* 2 : 8 Speaker
* 3 : w/ Bluetooth w/o LEXUS Navigation System
* 4 : w/ LEXUS Navigation System
* 6 : w/ DVD Changer

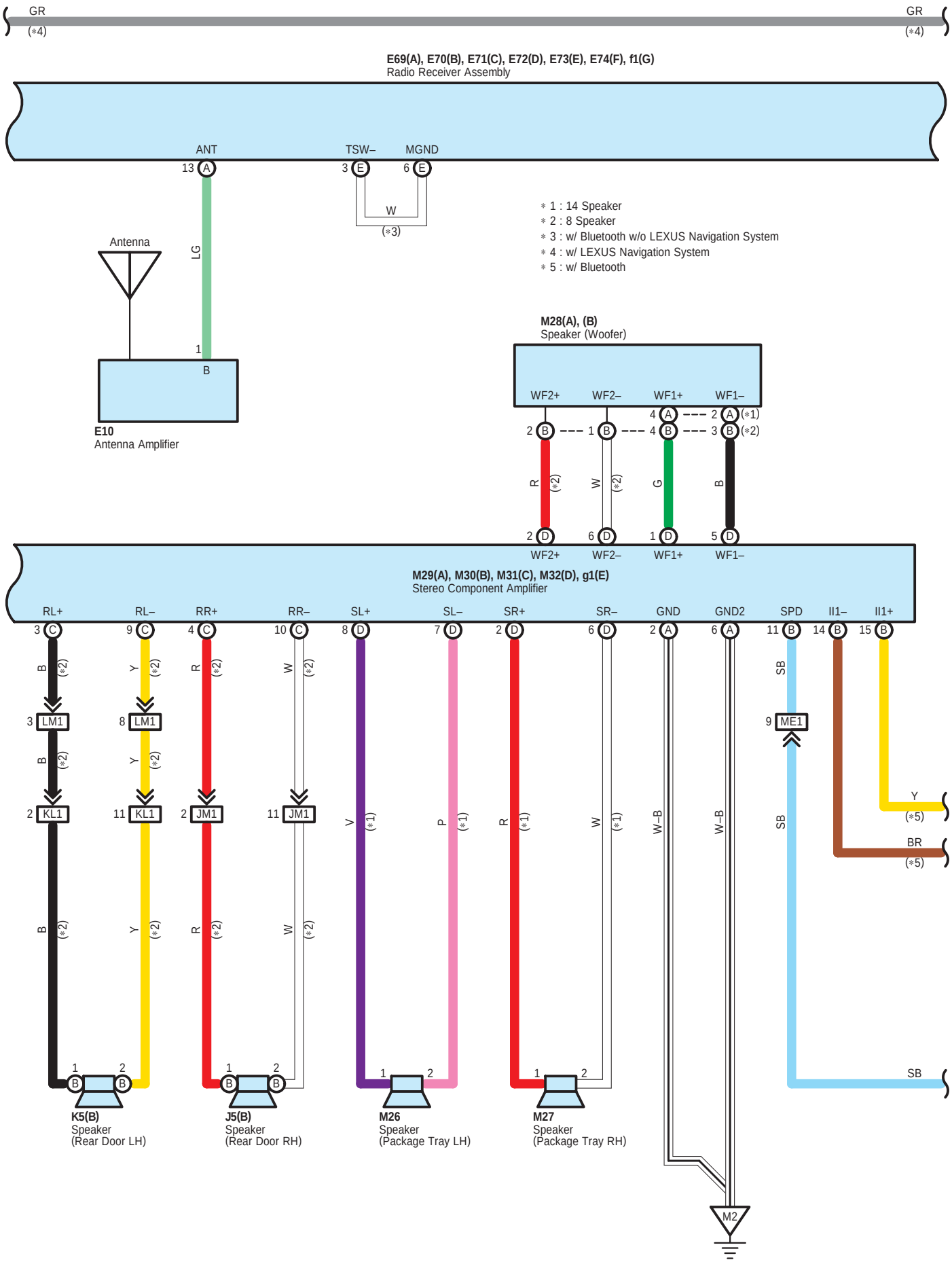
GR
(*4)
GR
(*4)
E69(A), E70(B), E71(C), E72(D), E73(E), E74(F), f1(G)
Radio Receiver Assembly
ANT
TSW–
MGND
13 A
3 E
6 E
W
(*3)
Antenna
LG
1
B
E10
Antenna Amplifier
* 1 : 14 Speaker
* 2 : 8 Speaker
* 3 : w/ Bluetooth w/o LEXUS Navigation System
* 4 : w/ LEXUS Navigation System
* 5 : w/ Bluetooth
M28(A), (B)
Speaker (Woofer)
WF2+
WF2–
WF1+
WF1–
4 A
2 A (*1)
2 B
1 B
4 B
3 B (*2)
R (*2)
W (*2)
G
B
2 D
6 D
1 D
5 D
WF2+
WF2–
WF1+
WF1–
M29(A), M30(B), M31(C), M32(D), g1(E)
Stereo Component Amplifier
RL+
RL–
RR+
RR–
SL+
SL–
SR+
SR–
GND
GND2
SPD
II1–
II1+
3 C
9 C
4 C
10 C
8 D
7 D
2 D
6 D
2 A
6 A
11 B
14 B
15 B
B (*2)
Y (*2)
R (*2)
W (*2)
V (*1)
P (*1)
R (*1)
W (*1)
W–B
W–B
SB
3 LM1
8 LM1
9 ME1
2 KL1
11 KL1
2 JM1
11 JM1
Y
(*5)
BR
(*5)
SB
K5(B)
Speaker
(Rear Door LH)
J5(B)
Speaker
(Rear Door RH)
M26
Speaker
(Package Tray LH)
M27
Speaker
(Package Tray RH)
M2

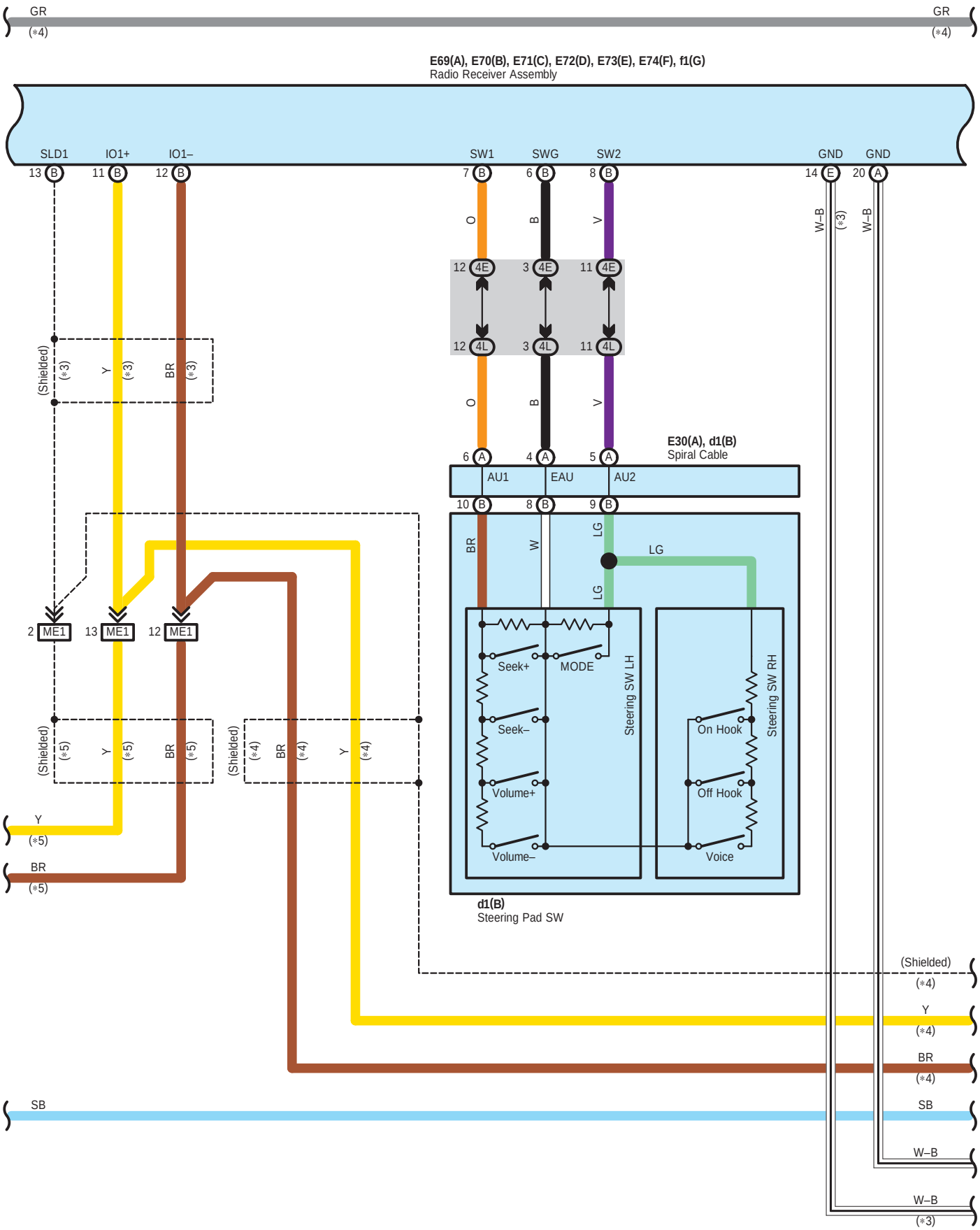
GR
(*4)
GR
(*4)
E69(A), E70(B), E71(C), E72(D), E73(E), E74(F), f1(G)
Radio Receiver Assembly
SLD1
IO1+
IO1–
SW1
SWG
SW2
GND
GND
13 B
11 B
12 B
7 B
6 B
8 B
14 E
20 A
O
B
V
W–B
(*3)
W–B
12 4E
3 4E
11 4E
12 4L
3 4L
11 4L
(Shielded)
(*3)
Y
(*3)
BR
(*3)
O
B
V
E30(A), d1(B)
Spiral Cable
6 A
4 A
5 A
AU1
EAU
AU2
10 B
8 B
9 B
BR
W
LG
LG
LG
2 ME1
13 ME1
12 ME1
Seek+
MODE
Seek–
Volume+
Volume–
Steering SW LH
On Hook
Off Hook
Voice
Steering SW RH
(Shielded)
(*5)
Y
(*5)
BR
(*5)
(Shielded)
(*4)
BR
(*4)
Y
(*4)
Y
(*5)
BR
(*5)
d1(B)
Steering Pad SW
(Shielded)
(*4)
Y
(*4)
BR
(*4)
SB
SB
W–B
W–B
(*3)

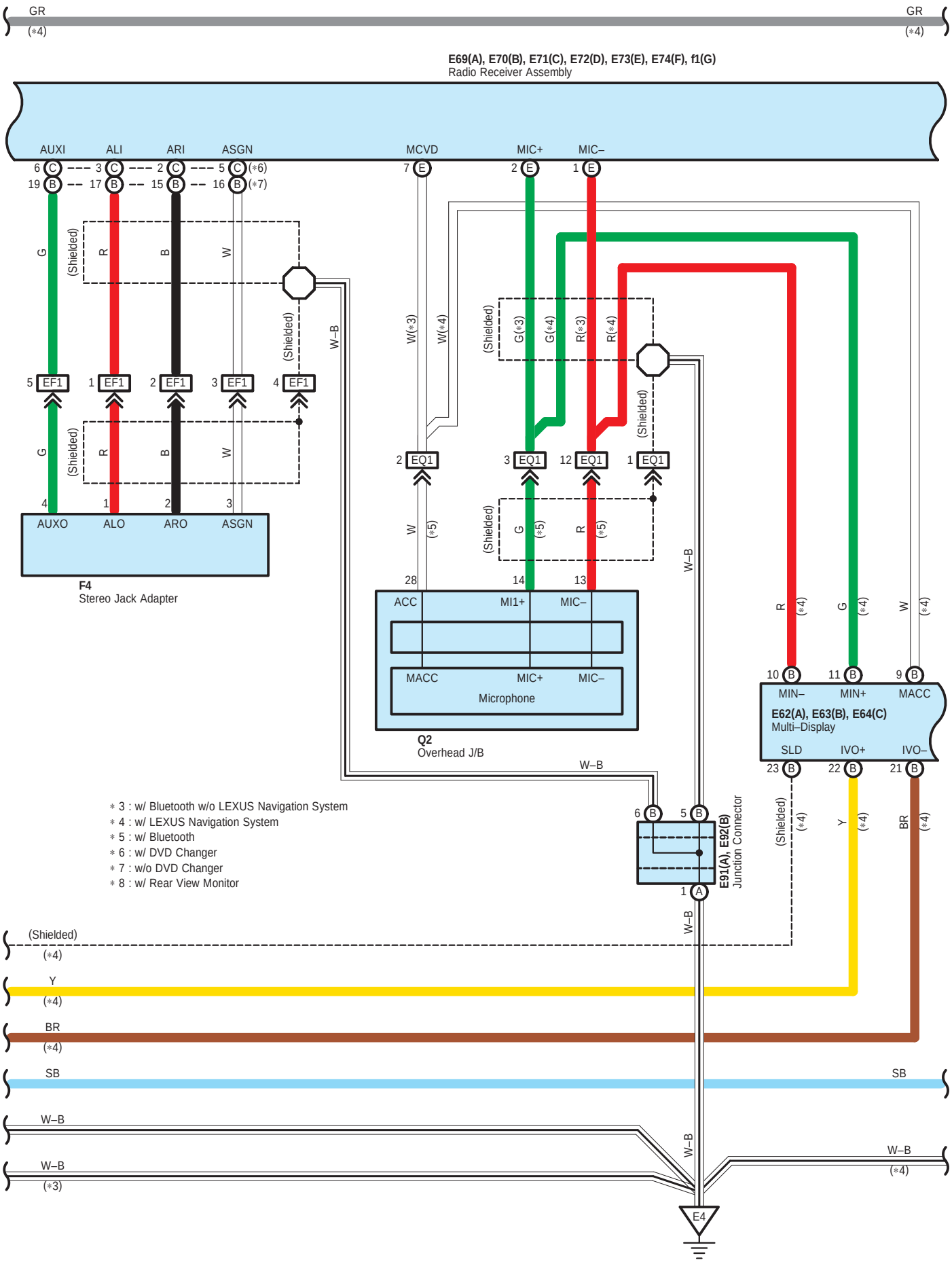
GR
(*4)
E69(A), E70(B), E71(C), E72(D), E73(E), E74(F), f1(G)
Radio Receiver Assembly
AUXI
ALI
ARI
ASGN
MCVD
MIC+
MIC–
(Shielded)
W–B
EF1
EQ1
AUXO
ALO
ARO
F4
Stereo Jack Adapter
ACC
MI1+
MIC–
MACC
Microphone
Q2
Overhead J/B
MIN–
MIN+
MACC
E62(A), E63(B), E64(C)
Multi–Display
SLD
IVO+
IVO–
E91(A), E92(B)
Junction Connector
* 3 : w/ Bluetooth w/o LEXUS Navigation System
* 4 : w/ LEXUS Navigation System
* 5 : w/ Bluetooth
* 6 : w/ DVD Changer
* 7 : w/o DVD Changer
* 8 : w/ Rear View Monitor
(Shielded)
(*4)
Y
BR
SB
W–B
(*3)
E4

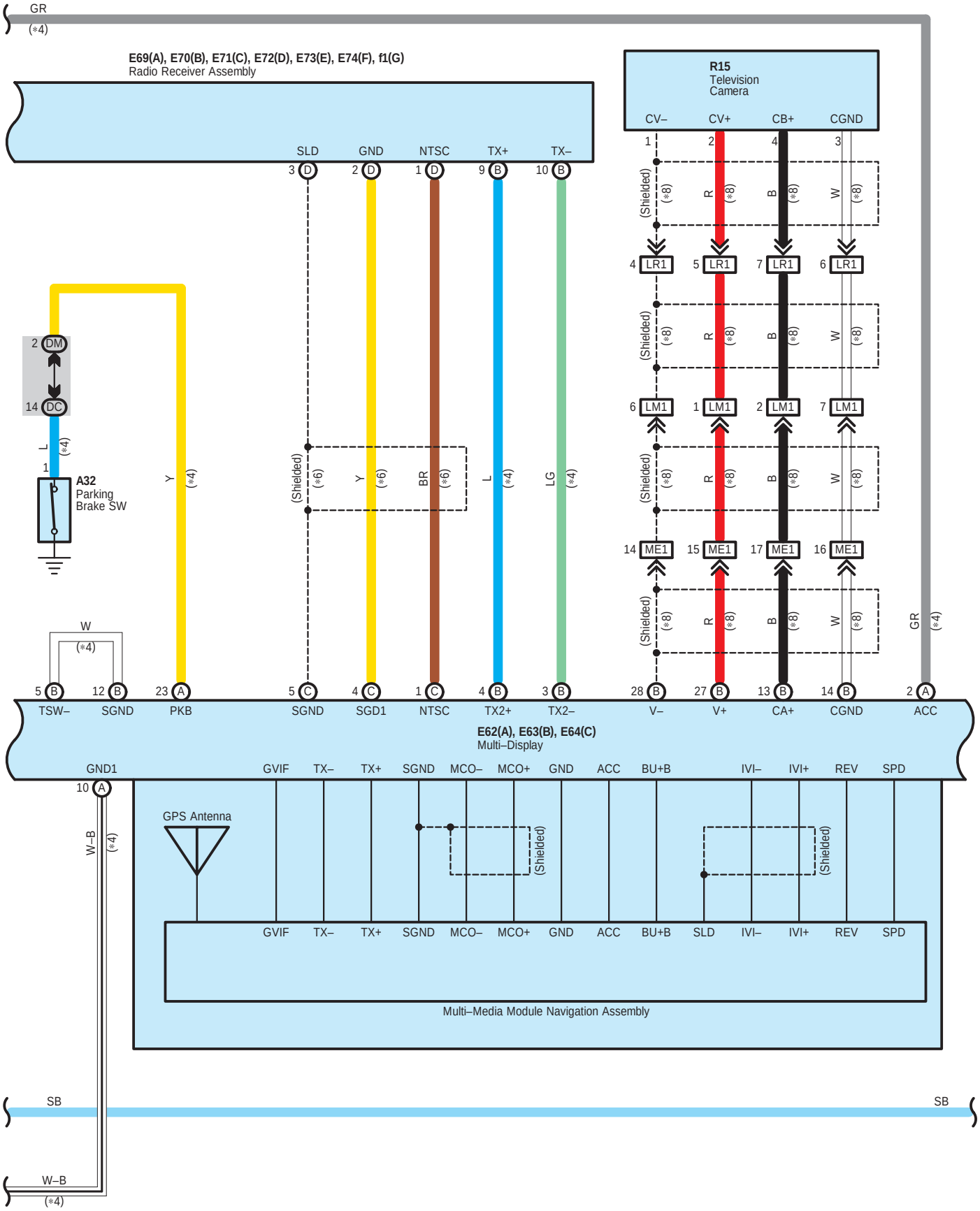
GR
(*4)
E69(A), E70(B), E71(C), E72(D), E73(E), E74(F), f1(G)
Radio Receiver Assembly
R15
Television
Camera
CV–
CV+
CB+
CGND
SLD
GND
NTSC
TX+
TX–
2 DM
14 DC
L
(*4)
A32
Parking
Brake SW
Y
(*4)
(Shielded)
(*6)
BR
(*6)
L
(*4)
LG
(*4)
(Shielded)
(*8)
R
B
W
LR1
LM1
ME1
W
(*4)
TSW–
SGND
PKB
SGND
SGD1
NTSC
TX2+
TX2–
V–
V+
CA+
CGND
ACC
E62(A), E63(B), E64(C)
Multi–Display
GND1
GVIF
TX–
TX+
SGND
MCO–
MCO+
GND
ACC
BU+B
IVI–
IVI+
REV
SPD
GPS Antenna
SLD
Multi–Media Module Navigation Assembly
W–B
(*4)
SB
SB
W–B
(*4)

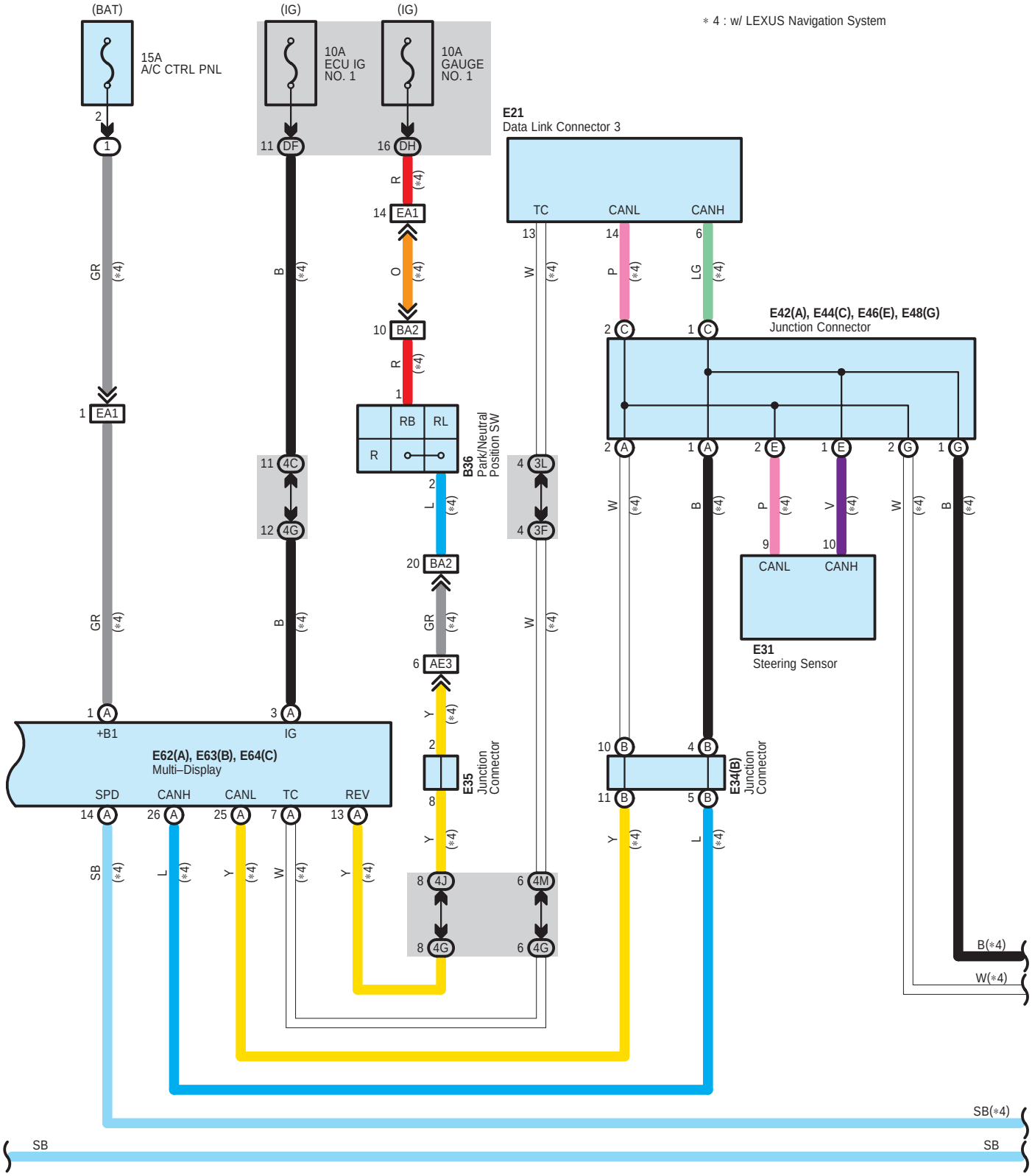
(BAT)
(IG)
(IG)
∗ 4 : w/ LEXUS Navigation System
15A
A/C CTRL PNL
10A
ECU IG
NO. 1
10A
GAUGE
NO. 1
E21
Data Link Connector 3
TC
CANL
CANH
E42(A), E44(C), E46(E), E48(G)
Junction Connector
B36
Park/Neutral
Position SW
RB
RL
R
E31
Steering Sensor
CANL
CANH
E62(A), E63(B), E64(C)
Multi–Display
+B1
IG
SPD
CANH
CANL
TC
REV
E35
Junction
Connector
E34(B)
Junction
Connector
EA1
BA2
AE3
DF
DH
4C
4G
3L
3F
4J
4M
B(∗4)
W(∗4)
SB(∗4)
SB

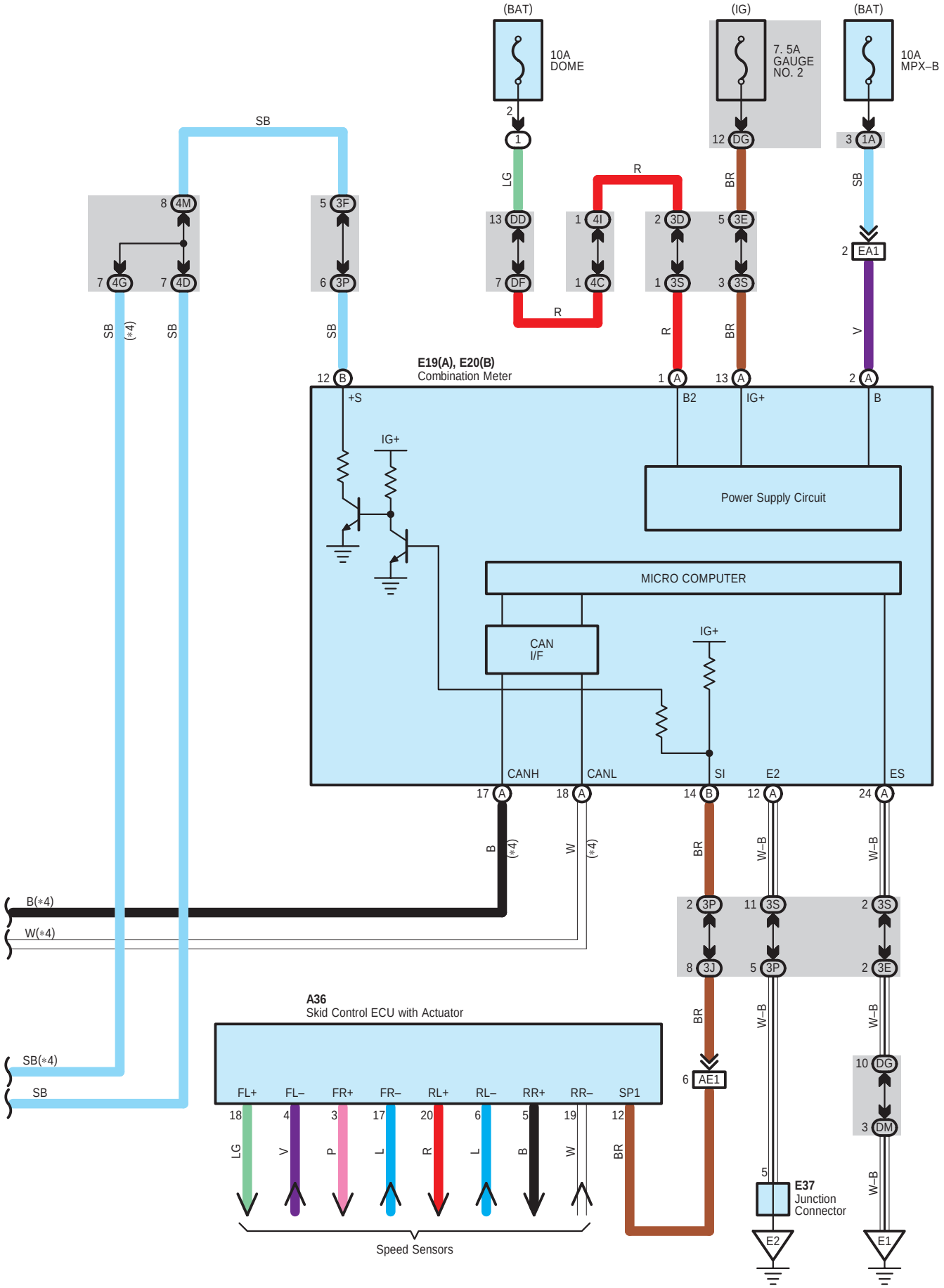
(BAT)
10A
DOME
(IG)
7. 5A
GAUGE
NO. 2
(BAT)
10A
MPX–B
SB
LG
R
BR
SB
8 4M
7 4G
7 4D
5 3F
6 3P
13 DD
7 DF
1 4I
1 4C
2 3D
1 3S
5 3E
3 3S
3 1A
2 EA1
SB
(*4)
SB
SB
R
BR
V
E19(A), E20(B)
Combination Meter
12 B
+S
1 A
B2
13 A
IG+
2 A
B
IG+
Power Supply Circuit
MICRO COMPUTER
CAN
I/F
IG+
CANH
CANL
SI
E2
ES
17 A
18 A
14 B
12 A
24 A
B
(*4)
W
(*4)
BR
W–B
W–B
B(*4)
W(*4)
2 3P
11 3S
2 3S
8 3J
5 3P
2 3E
BR
W–B
W–B
A36
Skid Control ECU with Actuator
SB(*4)
SB
6 AE1
10 DG
3 DM
FL+
FL–
FR+
FR–
RL+
RL–
RR+
RR–
SP1
18
4
3
17
20
6
5
19
12
LG
V
P
L
R
L
B
W
BR
5
E37
Junction
Connector
W–B
E2
E1
Speed Sensors

A 32
White

A 36
Black

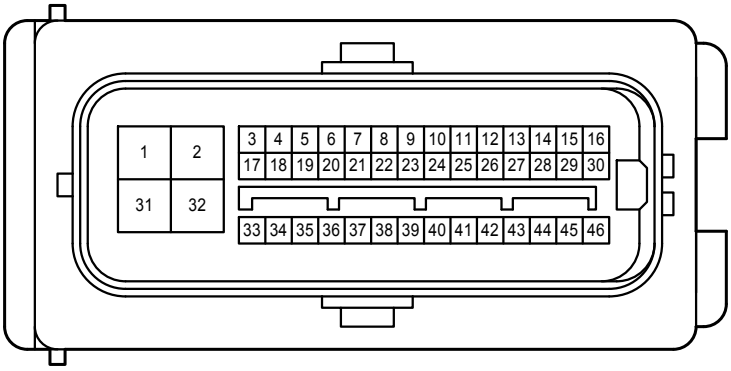

B 36
Gray

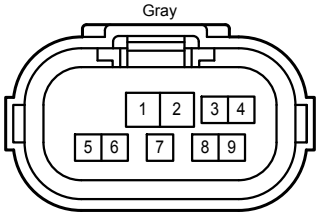

E 10
White

E 19
White

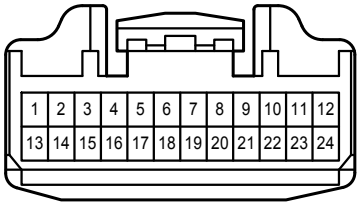

E 20
White



E 21
Black

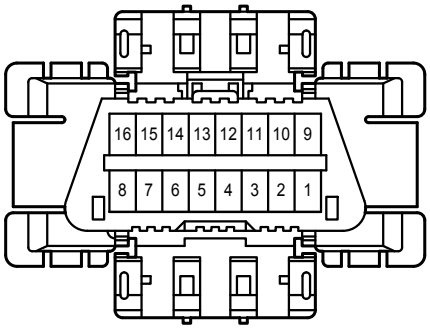

E 30
Black

E 31
Gray

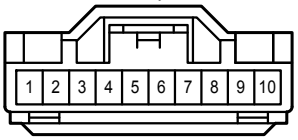

E 34
Blue



E 35
Blue

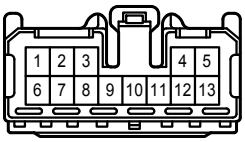

E 37
White

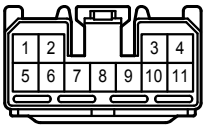

E 42
White

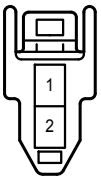

E 44
White

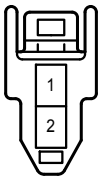

E 46
White

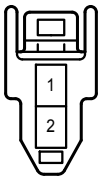

E 48
White

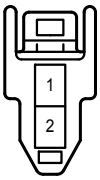

E 62
White

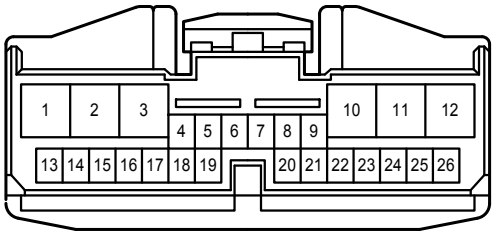

E 63
White

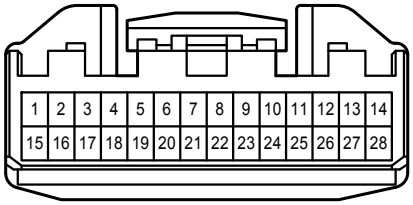

E 64
Blue

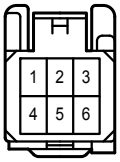

E 69
White

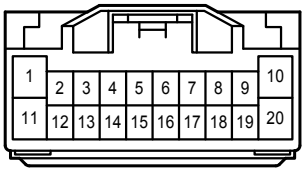

E 70
White

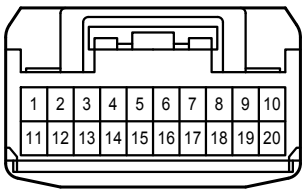

E 71
Blue

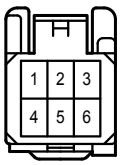

E 72
White



E 73
White

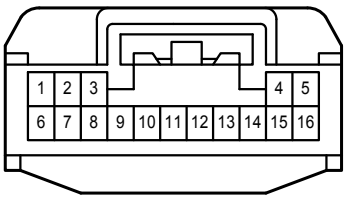

E 74
White

E 86
White

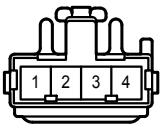

E 87
White



E 91
Black



E 92
Black



E 94
White

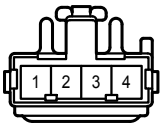

E 95
White

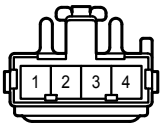

F 4
Gray

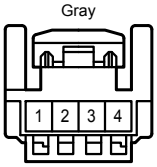

G 2
White



H 8
White

I 7
White

J 5
Gray

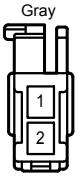

(8 Speaker)

J 5
White

(14 Speaker)

J 6
White



K 5
Gray

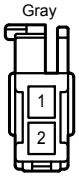

(8 Speaker)

K 5
White

(14 Speaker)

K 6
White



M 11
Blue

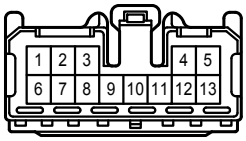

M 26
White



M 27
White



M 28
Blue

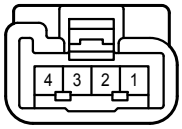

(8 Speaker)

M 28
White

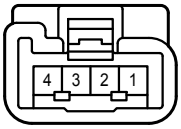

(14 Speaker)

M 29
White

M 30
White

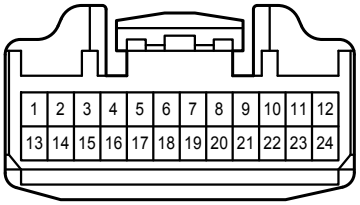

M 31
White

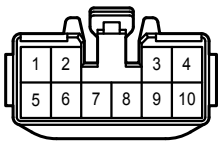

M 32
Blue

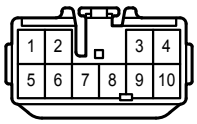

Q 2
White

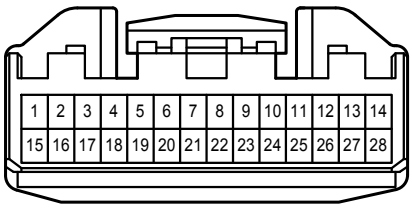

R 15
White

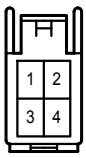

d 1
White

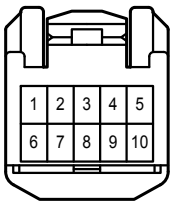

f 1
Blue

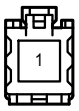

g 1
Blue

1A
White

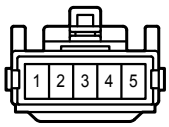

3D
White

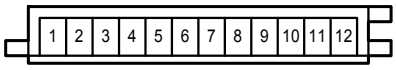

3E
Gray

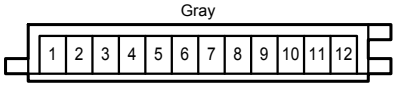

3F
White

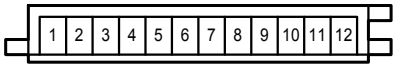

3J
Gray

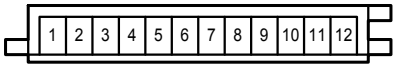

3L
Gray

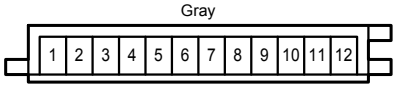

3P
White

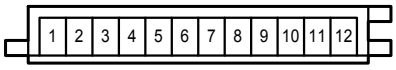

3S
Gray

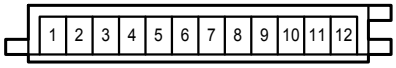

4C
White

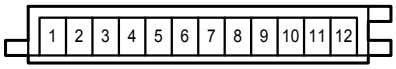

4D
Gray

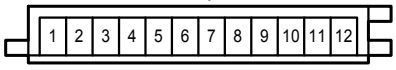

4E
White

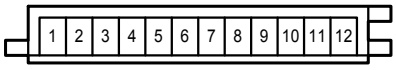

4G
White

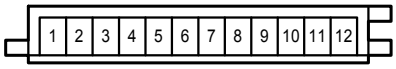

4I
White

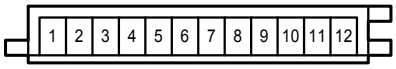

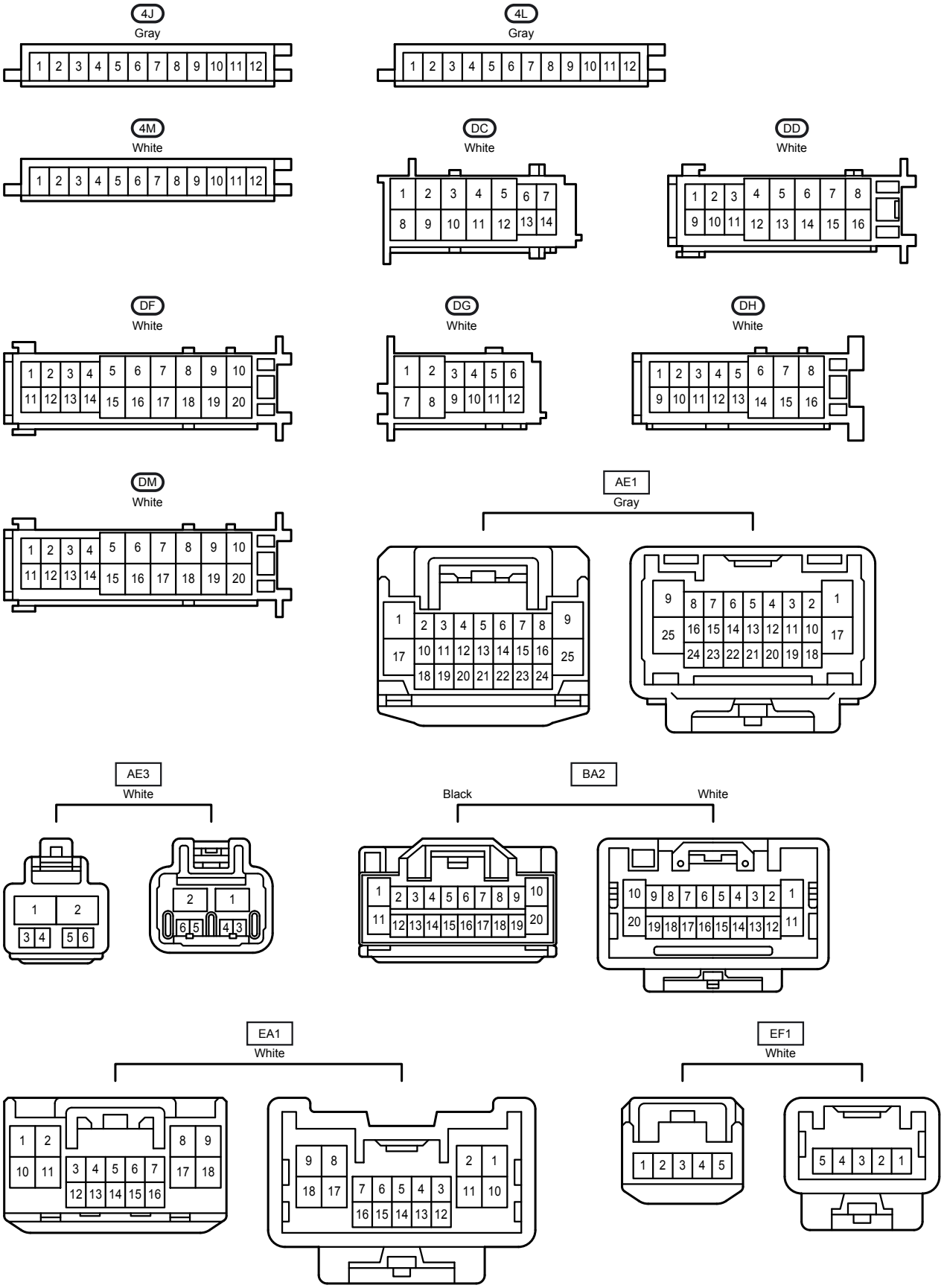
4J
Gray
4L
Gray
4M
White
DC
White
DD
White
DF
White
DG
White
DH
White
DM
White
AE1
Gray
AE3
White
BA2
Black
White
EA1
White
EF1
White

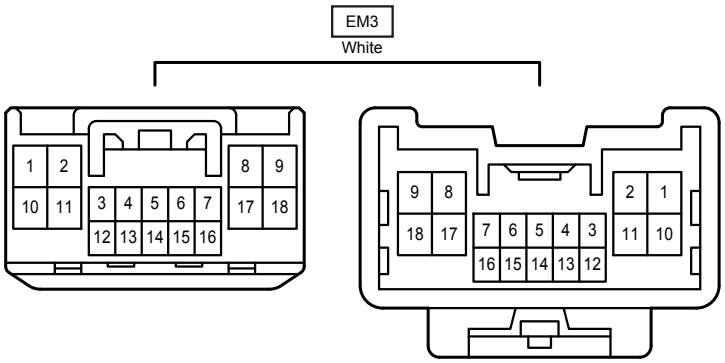
EM3
White
1 2 8 9
10 11 3 4 5 6 7 17 18
12 13 14 15 16
9 8 2 1
18 17 7 6 5 4 3 11 10
16 15 14 13 12

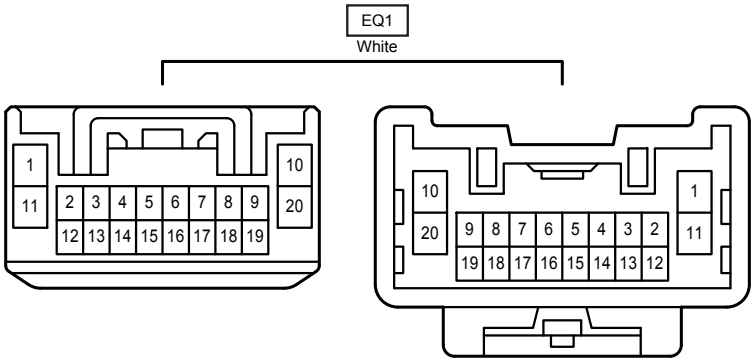
EQ1
White
1 10
11 2 3 4 5 6 7 8 9 20
12 13 14 15 16 17 18 19
10 1
20 9 8 7 6 5 4 3 2 11
19 18 17 16 15 14 13 12

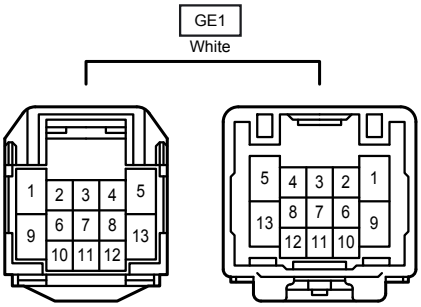
GE1
White
1 2 3 4 5
9 6 7 8 13
10 11 12
5 4 3 2 1
13 8 7 6 9
12 11 10

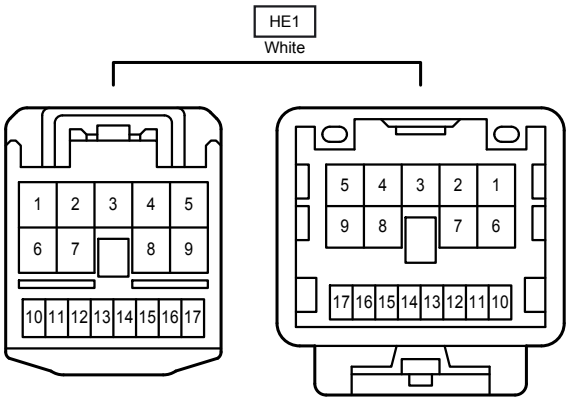
HE1
White
1 2 3 4 5
6 7 8 9
10 11 12 13 14 15 16 17
5 4 3 2 1
9 8 7 6
17 16 15 14 13 12 11 10

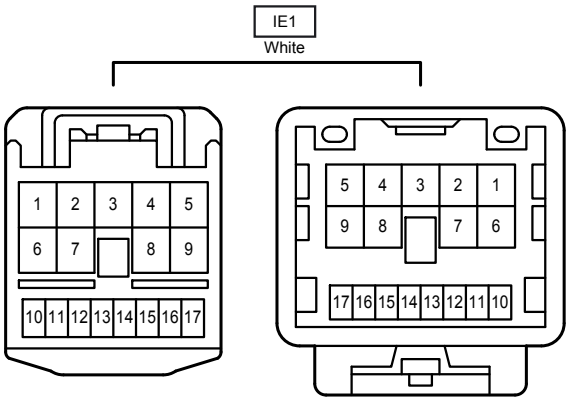
IE1
White
1 2 3 4 5
6 7 8 9
10 11 12 13 14 15 16 17
5 4 3 2 1
9 8 7 6
17 16 15 14 13 12 11 10

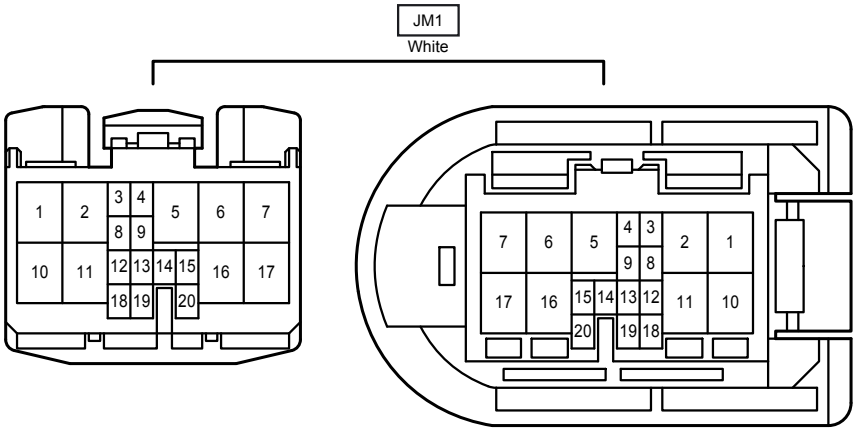
JM1
White
1 2 3 4 5 6 7
8 9
10 11 12 13 14 15 16 17
18 19 20
7 6 5 4 3 2 1
9 8
17 16 15 14 13 12 11 10
20 19 18

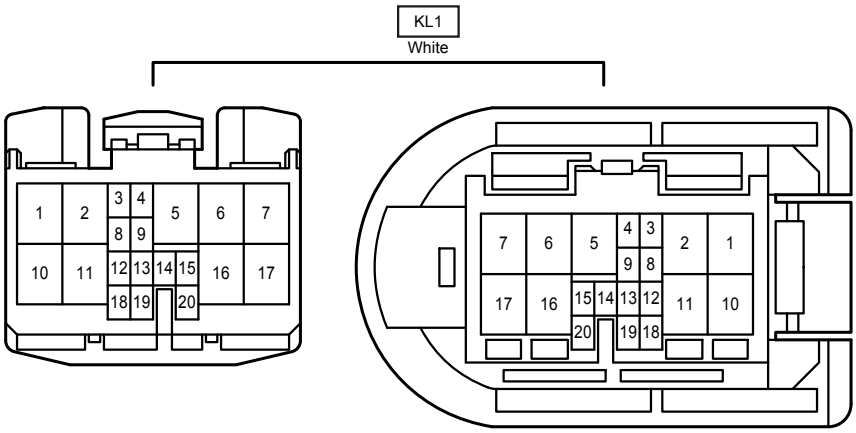
KL1
White

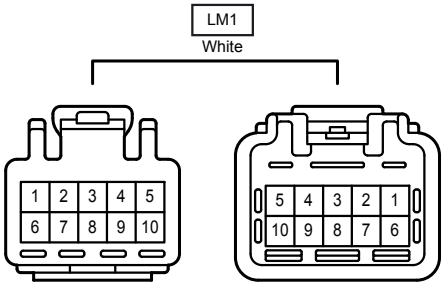
LM1
White

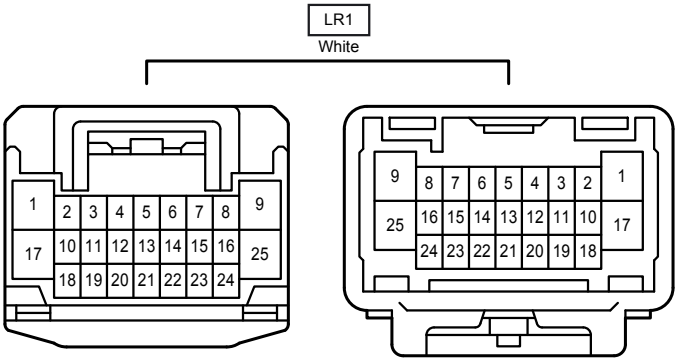
LR1
White

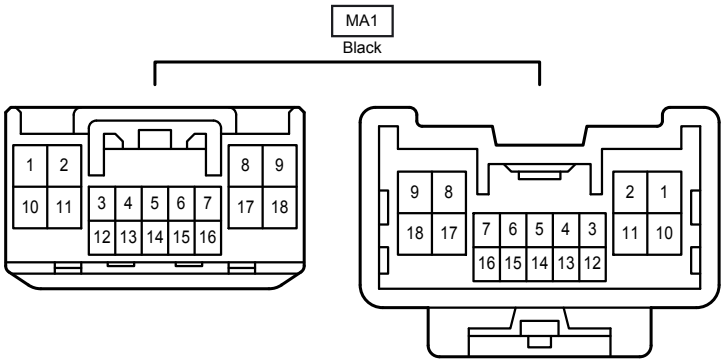
MA1
Black

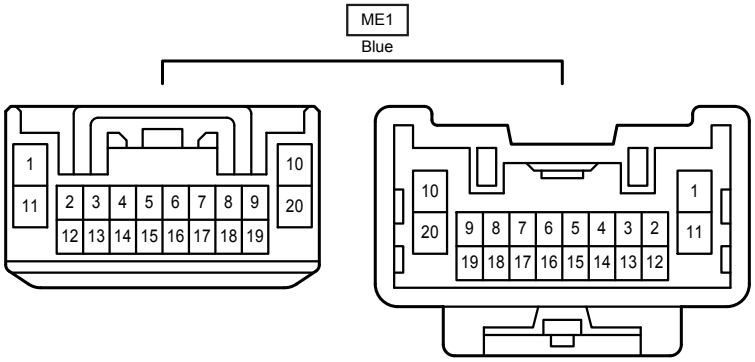
ME1
Blue

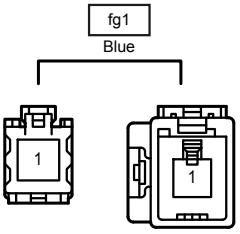
fg1
Blue