



WARNING :
CHOKING HAZARD - Small parts
 Not for children under 3 years.

MADE IN CHINA
 AGES 3 AND UP
 STYLE # 43620

WARNING:

FOR THE SAFETY OF YOUR CHILD:

- WARNING! CHOKING HAZARD.
- THIS PRODUCT IS NOT SUITABLE FOR CHILDREN UNDER 3 YEARS OF AGE.
- THIS PRODUCT CONTAINS AN ENTANGLEMENT HAZARD.
- THIS PRODUCT REQUIRES ADULT ASSEMBLY AND CARE SHOULD BE TAKEN WHEN UNPACKING, ASSEMBLING AND SETTING UP THIS PRODUCT.
- DO NOT USE THIS PRODUCT UNLESS THE ASSEMBLY INSTRUCTIONS CAN BE STRICTLY ADHERED TO.
- DO NOT LEAVE UNASSEMBLED PARTS/SECTIONS UNATTENDED DUE TO POTENTIAL HAZARDS!
- DO NOT LEAVE CHILD UNATTENDED WHEN PLAYING WITH THIS STROLLER.
- THIS DOLL STROLLER IS A TOY. DO NOT ALLOW CHILD TO SIT ON THIS PRODUCT.
- ENSURE THAT DOLL STROLLER IS SECURELY LOCKED IN PLACE BEFORE USE.
- REMOVE ALL PACKAGING ATTACHMENTS BEFORE GIVING PRODUCT TO CHILD.
- CHECK REGULARLY TO ENSURE ALL PARTS ARE SECURE AND NO DAMAGE HAS BEEN SUSTAINED. IF BROKEN DISCONTINUE USE. FAILURE TO DO SO MAY RESULT IN INJURY.

Surface Washable:

- USE MILD HOUSEHOLD DETERGENTS TO CLEAN THE TOYS. PLEASE USE ONLY A SOFT BRISTLE BRUSH, SPONGE OR CLOTH TO SURFACE CLEAN. DO NOT SUBMERGE THE TOY IN WATER.



My Little DuoGlider™ Doll Stroller

Congratulations on your purchase of a DuoGlider™ Doll Stroller! Before using your DuoGlider™ Doll Stroller, please take a few minutes to read this instruction sheet carefully. Reading these instructions will help you to assemble and use this DuoGlider™ Doll Stroller properly.

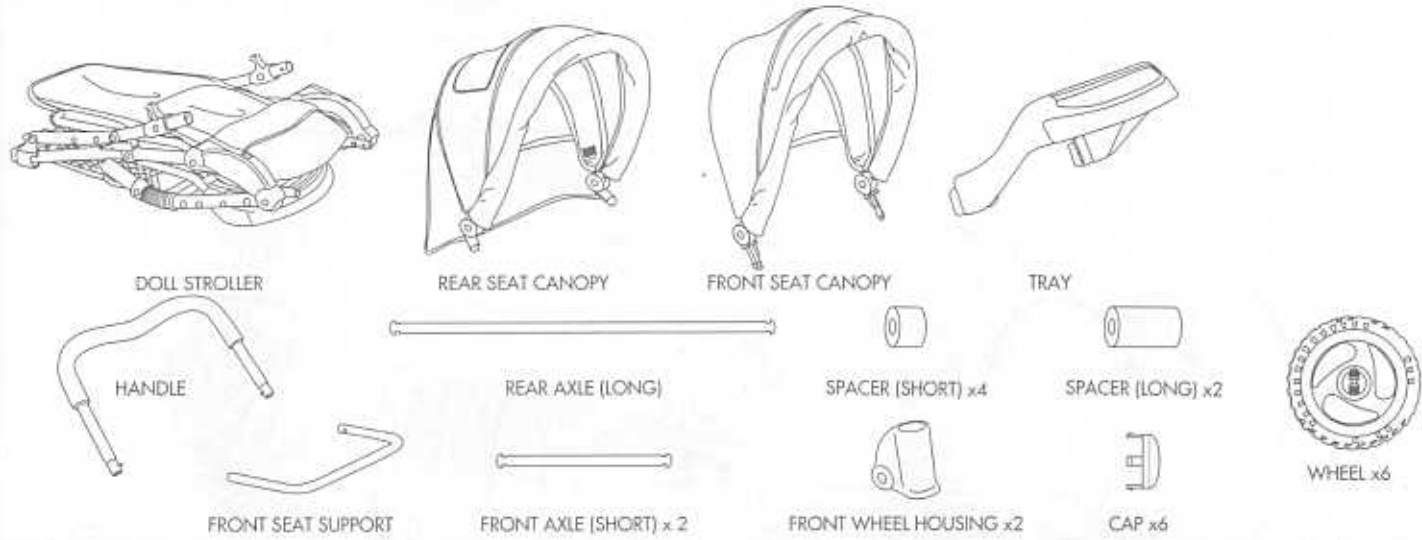
Please save your instruction sheet for future use.

CUSTOMER SERVICE

FOR ANY QUESTIONS CONCERNING ASSEMBLY OR TO OBTAIN MISSING OR REPLACEMENT PARTS, THE BEST WAY TO REACH US IS SEND AN E-MAIL TO info@tollytots.com, OR VISIT OUR WEB SITE www.tollytots.com (CLICK THE CUSTOMER SERVICE LINK), OR CONTACT THE CUSTOMER SERVICE DEPARTMENT AT +1-888-438-8808 (SERVICE IN USA AND CANADA) OR DIAL DIRECT AT +1-416-537-9727 OR +800-4388-8088 (OTHER COUNTRIES).

SERVICE IN USA AND CANADA TOLL-FREE	: +1-888-438-8808
DIAL DIRECT AT	: +1-416-537-9727
OTHER COUNTRIES	: +800-4388-8088
WEB SITE	: www.tollytots.com
CUSTOMER SERVICE E-MAIL	: info@tollytots.com

PARTS LIST:

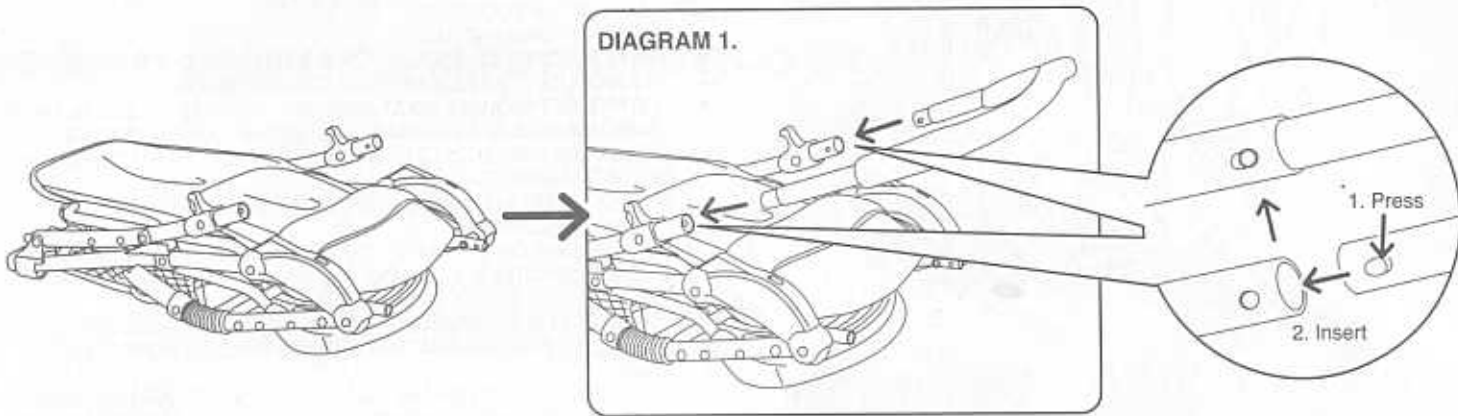


Tollytots Limited
 Kowloon Hong Kong
 © 2004 Worldmarks Holding Limited
 Tollytots and the "Friendly Bears" design are registered trademarks of Worldmarks Holding Limited.

Graco® and the Graco logo are registered trademarks of Graco Children's Products Inc., a wholly owned subsidiary of Newell Rubbermaid Inc.
 Manufactured in China

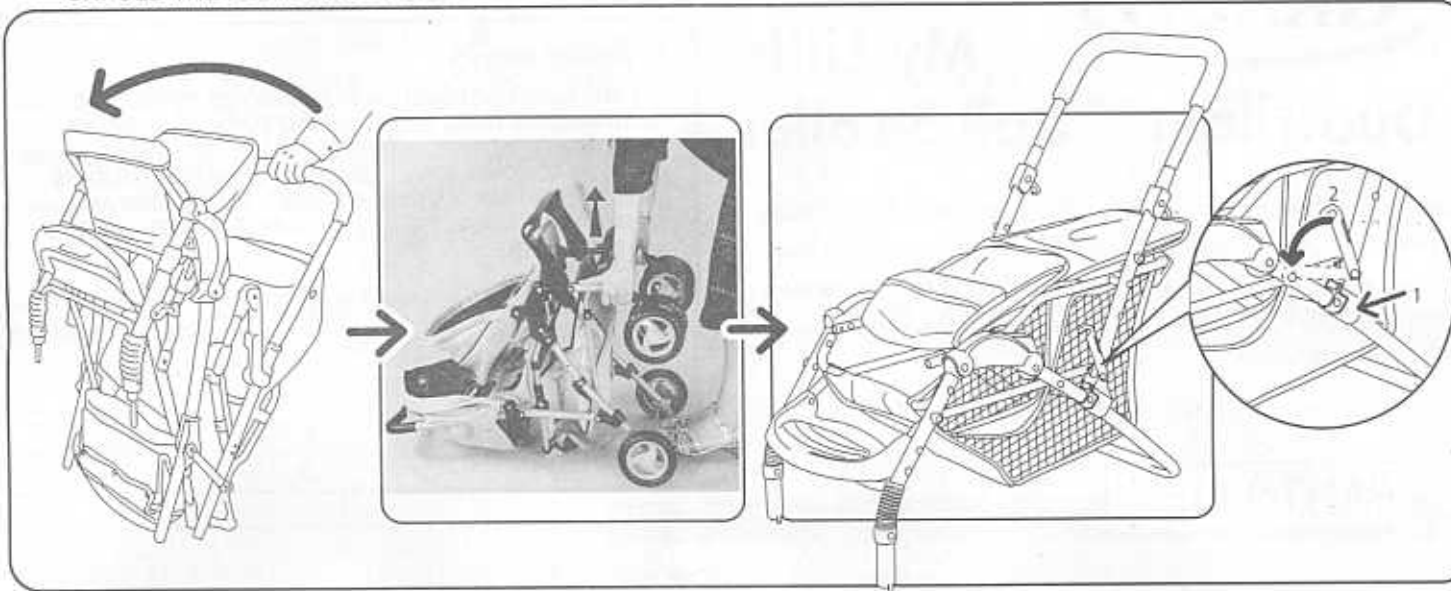
TO ASSEMBLE DOLL STROLLER

1. TO ASSEMBLY THE HANDLE

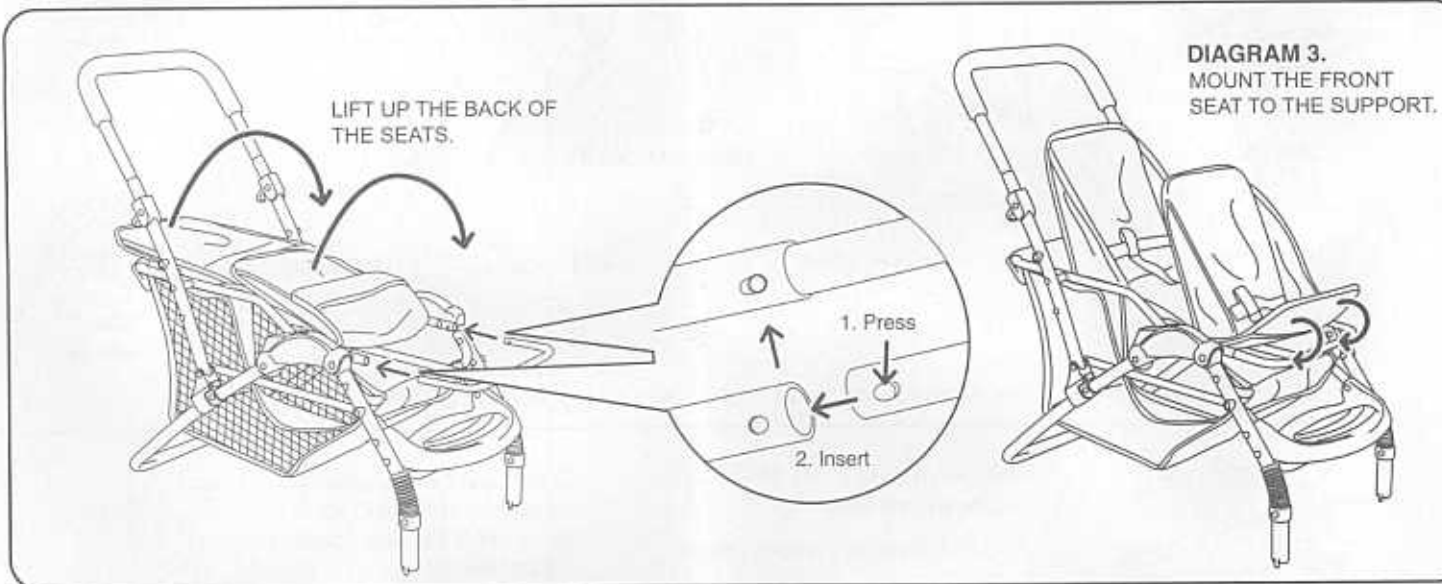


2. TO UNFOLD THE STROLLER

UNFOLD THE DOLL STROLLER UNTIL THE SIDE LATCHES FULLY ENGAGE.



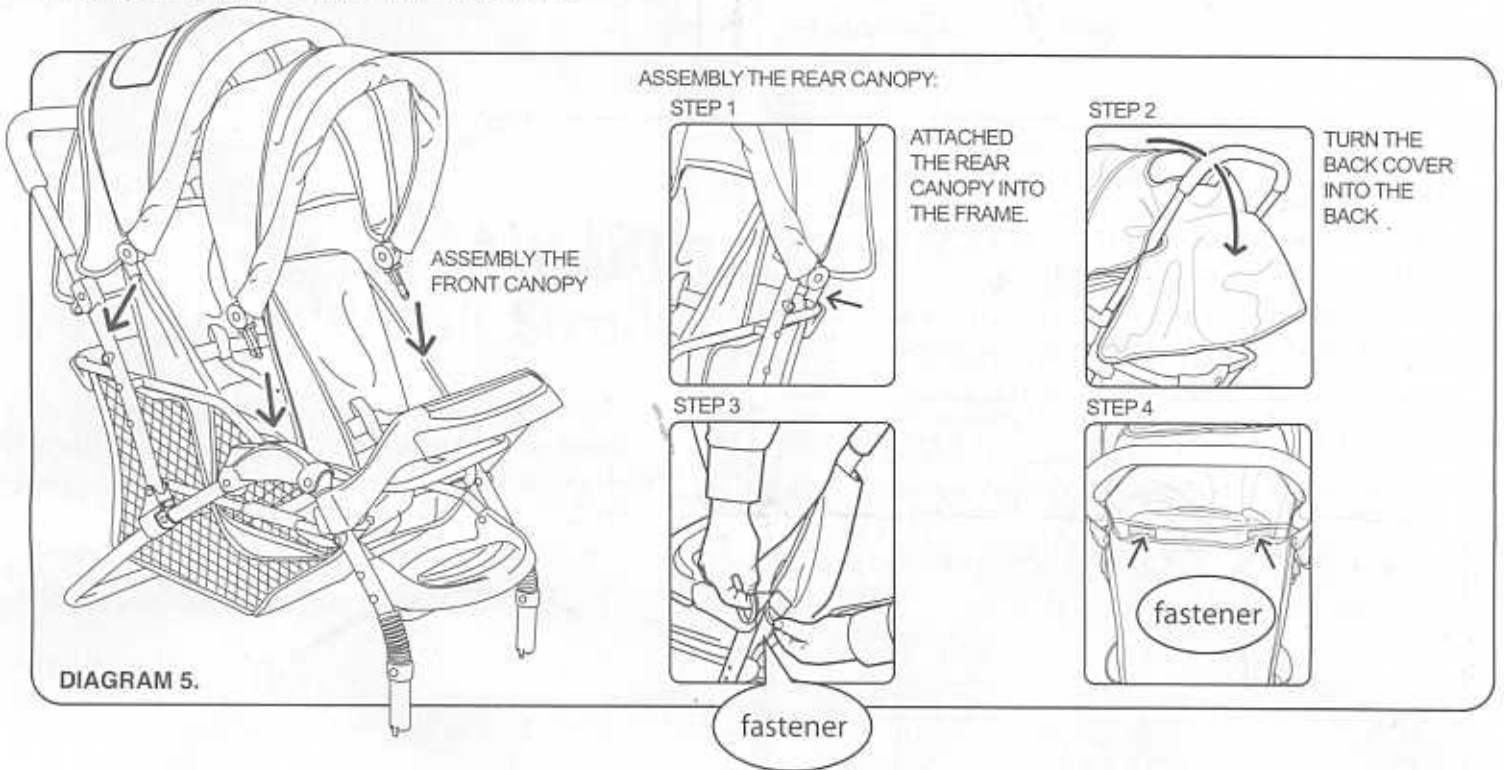
3. TO ASSEMBLE THE FRONT SEAT SUPPORT



4. TO ASSEMBLY THE TRAY



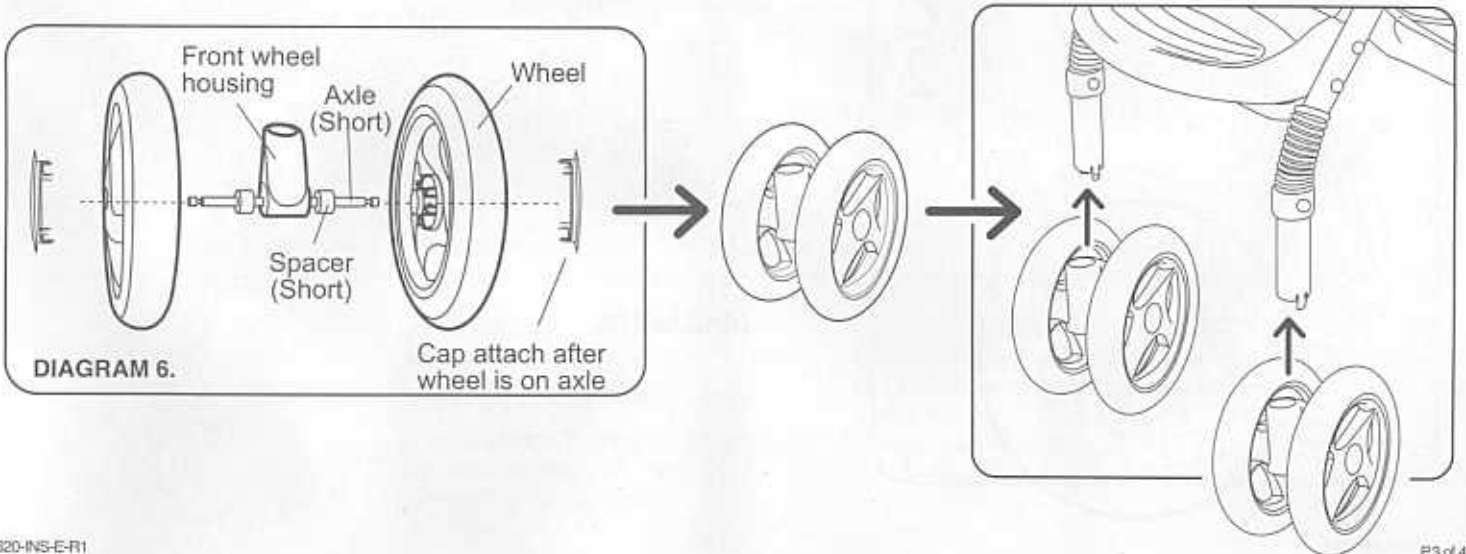
5. ATTACH THE CANOPIES TO THE STROLLER



6. TO ATTACH THE FRONT WHEELS

SLIDE THE SHORTER AXLE THROUGH THE HOLES IN THE FRONT WHEEL HOUSING . SLIDE ONE SPACER AND SNAP ONE WHEEL ONTO EACH END OF AXLE TO HOLD THE WHEELS IN PLACE. SNAP ONE CAP OVER EACH WHEEL.

LINE UP FRONT LEG WITH THE WHEEL ASSEMBLY. PUSH ON UNTIL ASSEMBLY SNAPS SECURELY. REPEAT ON OTHER SIDE.

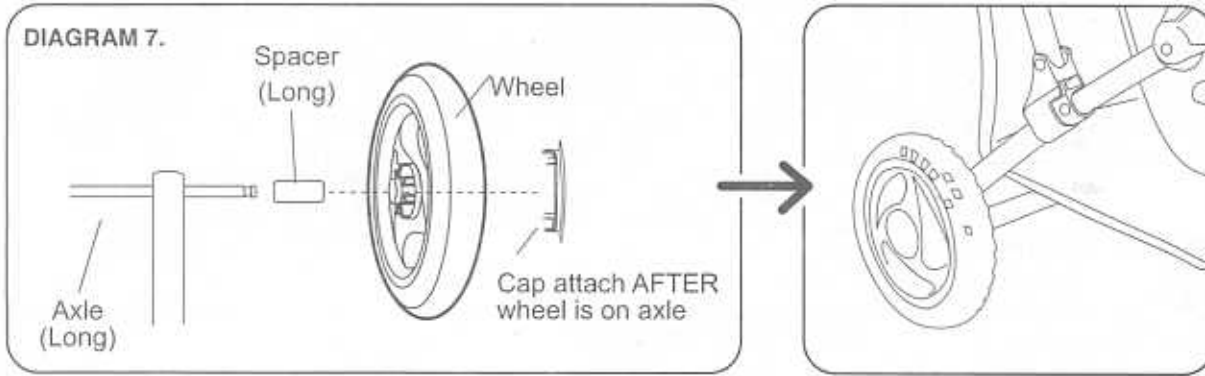


7. ATTACH REAR WHEELS

TO ATTACH THE REAR WHEELS:

SLIDE THE LONGER AXLE THROUGH THE HOLES IN THE TWO REAR LEGS. SLIDE A SPACER ONTO EACH END OF THE REAR AXLE AND THEN SNAP ONE WHEEL ONTO EACH END OF AXLE TO HOLD THE WHEELS IN PLACE. SNAP ONE CAP OVER EACH WHEEL.

YOUR STROLLER IS NOW READY TO BE ENJOYED.



TO FOLD DOLL STROLLER

1. REMOVE CANOPIES AND FOLD THE SEAT BACKS FORWARD.
2. TO FOLD STROLLER, LIFT UP ON BOTH LATCHES AT THE SAME TIME AND PRESS DOWN ON THE HANDLE AND THE STROLLER WILL FOLD EASILY.
3. STORE FOLDED STROLLER OUT OF REACH OF CHILD!

