

Welcome to Acrobat

Here are four quick tips to help you get up and running.

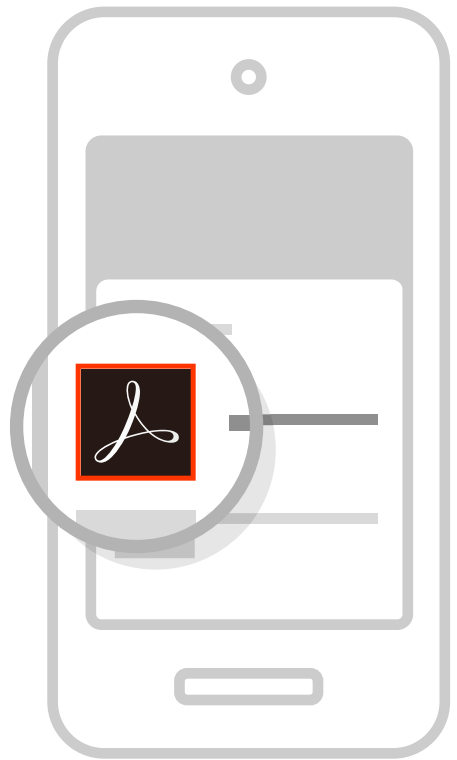
- 01 Open a PDF from mail or web
- 02 Get recent files from *My Documents*
- 03 Read documents anywhere
- 04 Use tools on your PDF

Keep reading to learn more.

01

Open a PDF from mail or web

When you encounter a PDF file —whether it's in your email or on the web — tap the file and choose "Adobe Acrobat" from the "Open with" menu



02

Get recent files from My Documents


Tap the colored tile in the upper left and select “My Documents” to see your recently viewed files, or access files stored in Adobe Document Cloud.



03

Read documents anywhere

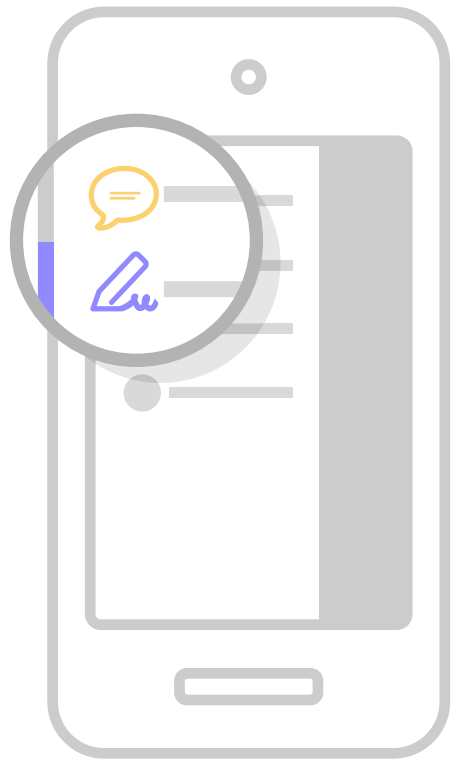
Files open in the Viewer. From here you can scroll and zoom, change the view mode, and search for text.



04

Use tools on your PDF

Tap the tool switcher to see the full menu of tools including Comment and Fill & Sign.



Learn more about Acrobat for mobile

[Read our blog](#)

Get the inside scoop, and keep up with the latest news, events, and innovations.

[Visit the community forum](#)

Exchange info with other Acrobat mobile users.